

Richmond School District

Sussex, Wisconsin

Annual Meeting

Monday, August 24, 2020

Library Media Center

Budget Hearing 6:00 p.m.

Annual Meeting immediately following Budget Hearing



Richmond School District will be recognized for **its academic excellence** by developing the whole child to become a life-long learner through partnerships with families, community members, students, and fellow educators.



DR. JEANNE SIEGENTHALER
DISTRICT ADMINISTRATOR

MR. STEVE BEHRENDT
4K-8 PRINCIPAL

August 2020

Richmond School District Residents:

Welcome to the 2020 Richmond School District budget hearing and annual meeting. Developing the budget is a process that includes public input, multiple revisions, and two draft budget presentations, which are all reviewed at public meetings. The budget development process is concluded in October of each year. At this stage, all 2019-20 figures are unaudited and all 2020-21 figures are estimated/proposed.

Highlights of the 2020-21 anticipated budget include:

- The budget presented shows a zero impact on fund balance.
- The overall preliminary operational budget is increased by \$299,312 from 2019-20 unaudited actual expenses.
- The total property tax levy is down \$232,792 from \$2,613,222 to \$2,380,430.
- The District remains debt-free after the last payment was made in April 2017 to the 1998 referendum.
- Proposed budget calculations reflect salary increases for the fourth year of the Richmond School District Compensation Plan.

Voters approve or reject the tax levy. They do not vote on the budget or mil rate. Based on conservative calculations of a 0% increase in equalized value, it is anticipated that the tax levy rate will drop from \$6.00 to \$5.47. This is the lowest anticipated mil rate in twenty years. Enrollment figures and new district property assessments will be finalized in late September and early October.

Richmond School District has a rich heritage of quality educational programs and community involvement. Your continued support is very much appreciated.

Sincerely,

Dr. Jeanne Siegenthaler
Richmond District Administrator

RICHMOND SCHOOL DISTRICT
N56W26530 Richmond Road, Sussex, WI 53089
Budget Hearing Meeting
Library Media Center
August 24, 2020
6:00 p.m.

AGENDA

- I. Call to order**
- II. Introduction of People Present**
- III. Presentation – Board of Education Treasurer and District Administrator**
- IV. Public Comments/Discussion Regarding Budget**
- V. Summary Before Annual Meeting – Board President Cindy Milgram**
- VI. Approval of Budget Hearing Minutes**
- VII. Adjourn for Annual Meeting**

"Notice: It is possible that members of and possibly a quorum of members from the school board may be in attendance at the above stated meeting. No action will be taken by the school board at the above stated meeting."

RICHMOND SCHOOL DISTRICT
N56W26530 Richmond Road, Sussex, WI 53089
Annual Meeting
Library Media Center
August 24, 2020
Immediately following the Budget Hearing

AGENDA

I. Call to Order

The meeting will be called to order by the President of the Board of Education who will serve as temporary Chairperson during the election of the permanent Chairperson.

II. Pledge of Allegiance

III. Election of Chairperson

The Chairperson so elected may or may not be a member of the Board of Education.

IV. Official Minutes of the Meeting

The Chairperson will appoint a person to take the minutes of the meeting.

V. Introduction

The Board of Education members, District Administrators and others are introduced.

VI. Public Comments and Discussion

VII. Auditor's Report

Our auditor is Katie Reilly of Reilly, Penner & Benton, LLP. The final report will be in late November.

VIII. Old Business

1. Any questions regarding last year's operation are answered, if possible.
2. Completion of any other unfinished business.

IX. New Business

1. **Salaries of the Board of Education members:** The Annual Meeting establishes the salaries of the Board of Education members. At the present time, annual salaries are established for each Board Member for all meetings. Recommend that the salary remain the same for 2020-21. (Presently \$1,500 per year/per member.)
2. **Food Service:** The prices for lunch in 2020-21 will be \$2.85 for K-5 student lunch, \$3.10 for 6-8 student lunch, \$3.85 for adult lunch, \$1.65 for extra portion, \$.60 for additional side, \$3.60 for salad bar. (see enclosed Food Service report)
3. **Tax Levy for the Ensuing Year:** A levy of \$2,380,430 is presently established.
NOTE: The voters do NOT approve the budget. They DO vote on the required local tax levy needed to implement the budget.
4. **Annual Meeting Date:** The Board of Education is given the authority to set the date for the 2021 Annual Meeting, proposed to be held in August 2021.
5. **Approval of minutes**

X. Adjourn

"Notice: It is possible that members of and possibly a quorum of members from the school board may be in attendance at the above stated meeting. No action will be taken by the school board at the above stated meeting."

Who May Vote?

To be eligible to vote at the Annual School Board Meeting, a person must be 18 years old, a resident of the Richmond School District, and must have lived in the district for at least ten days.



BUDGET PUBLICATION, 2020-21
Required Published Budget Summary Format

A budget summary, notice of the place where the budget in detail may be examined, the time and place for a public hearing on the budget must be published or distributed under s. 65.90. The required minimum detail for the published summary is as follows:

GENERAL FUND	Audited 2018-19	Unaudited 2019-20	Budget 2020-21
Beginning Fund Balance	2,479,665.06	1,988,498.44	2,157,332.37
Ending Fund Balance	1,988,498.44	2,157,332.37	2,157,332.37
REVENUES & OTHER FINANCING SOURCES			
Transfers-In (Source 100)	0.00	0.00	0.00
Local Sources (Source 200)	2,753,304.60	2,683,330.99	2,428,530.00
Inter-district Payments (Source 300 + 400)	316,973.00	329,612.00	430,625.00
Intermediate Sources (Source 500)	0.00	2,202.00	0.00
State Sources (Source 600)	2,365,275.73	2,132,404.38	2,430,829.00
Federal Sources (Source 700)	12,615.50	18,459.00	3,875.00
All Other Sources (Source 800 + 900)	32,369.08	52,207.47	29,051.00
TOTAL REVENUES & OTHER FINANCING SOURCES	5,480,537.91	5,218,215.84	5,322,910.00
EXPENDITURES & OTHER FINANCING USES			
Instruction (Function 100 000)	2,670,933.21	2,556,945.85	2,574,449.00
Support Services (Function 200 000)	2,611,067.28	1,811,571.46	2,082,791.00
Non-Program Transactions (Function 400 000)	689,704.04	680,864.60	665,670.00
TOTAL EXPENDITURES & OTHER FINANCING USES	5,971,704.53	5,049,381.91	5,322,910.00

SPECIAL PROJECTS FUND	Audited 2018-19	Unaudited 2019-20	Budget 2020-21
Beginning Fund Balance	0.00	0.00	0.00
Ending Fund Balance	0.00	0.00	0.00
REVENUES & OTHER FINANCING SOURCES	588,886.48	537,354.13	544,262.00
EXPENDITURES & OTHER FINANCING USES	588,886.48	537,354.13	544,262.00

CAPITAL PROJECTS FUND	Audited 2018-19	Unaudited 2019-20	Budget 2020-21
Beginning Fund Balance	0.00	0.00	100.00
Ending Fund Balance	0.00	100.00	60,100.00
REVENUES & OTHER FINANCING SOURCES	0.00	100.00	60,000.00
EXPENDITURES & OTHER FINANCING USES	0.00	0.00	0.00

FOOD SERVICE FUND	Audited 2018-19	Unaudited 2019-20	Budget 2020-21
Beginning Fund Balance	5,446.53	0.00	0.00
Ending Fund Balance	0.00	0.00	0.00
REVENUES & OTHER FINANCING SOURCES	151,966.72	127,055.19	145,931.00
EXPENDITURES & OTHER FINANCING USES	157,413.25	127,055.19	145,931.00

Total Expenditures and Other Financing Uses

ALL FUNDS	Audited 2018-19	Unaudited 2019-20	Budget 2020-21
GROSS TOTAL EXPENDITURES -- ALL FUNDS	6,718,004.26	5,713,791.23	6,013,103.00
Interfund Transfers (Source 100) - ALL FUNDS	372,650.31	0.00	0.00
Refinancing Expenditures (FUND 30)	0.00	0.00	0.00
NET TOTAL EXPENDITURES -- ALL FUNDS	6,345,353.95	5,713,791.23	6,013,103.00
PERCENTAGE INCREASE -- NET TOTAL FUND EXPENDITURES FROM PRIOR YEAR		-9.95%	5.24%

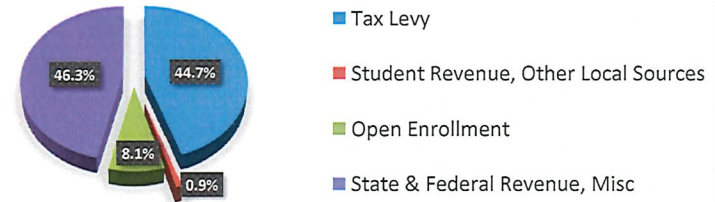
PROPOSED PROPERTY TAX LEVY

FUND	Audited 2018-19	Unaudited 2019-20	Budget 2020-21
General Fund	2,678,946.00	2,613,222.00	2,380,430.00
Referendum Debt Service Fund	0.00	0.00	0.00
Non-Referendum Debt Service Fund	0.00	0.00	0.00
Capital Expansion Fund	0.00	0.00	0.00
Community Service Fund	0.00	0.00	0.00
TOTAL SCHOOL LEVY	2,678,946.00	2,613,222.00	2,380,430.00
PERCENTAGE INCREASE -- TOTAL LEVY FROM PRIOR YEAR		-2.45%	-8.91%

**2020-21 Budgeted
General Fund Revenue Sources**

Tax Levy	\$	2,380,430	44.72%
Student Revenue, Other Local Sources	\$	48,100	0.90%
Open Enrollment	\$	430,625	8.09%
State & Federal Revenue, Misc	\$	2,463,755	46.29%
Total Fund 10 Revenues	\$	5,322,910	100.00%
OE IN = 53 @8125	\$	430,625	

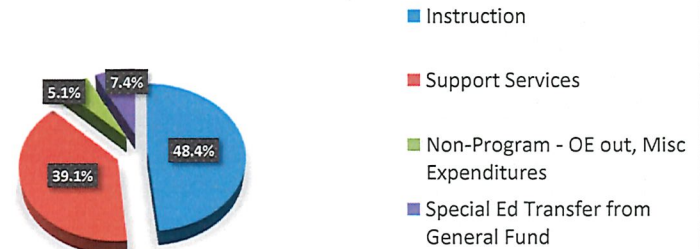
**Richmond School District 2020-21
Budgeted General Fund Revenue Sources**



**2020-21 Budgeted
General Fund Expenditures**

Instruction	\$	2,574,449	48.4%
Support Services	\$	2,082,791	39.1%
Non-Program - OE out, Misc Expenditures	\$	272,006	5.1%
Special Ed Transfer from General Fund	\$	393,664	7.4%
Total Fund 10 Expenditures	\$	5,322,910	
OE Out = 28 @ 8125		\$227,500.00	

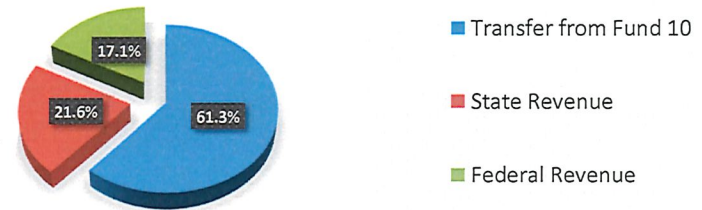
**Richmond School District 2020-21 Budgeted
General Fund Expenditures**



2020-21
Special Education Fund 27

Transfer from Fund 10	\$	333,664
State Revenue	\$	117,320
Federal Revenue	\$	93,278
Total Fund 27 Revenues	\$	544,262

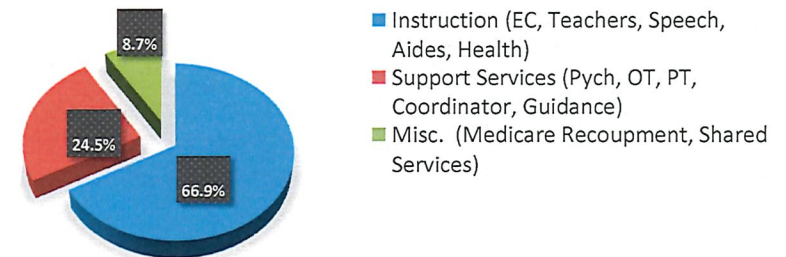
Richmond School District 2020-21
Budgeted Special Ed Fund Revenue Sources



2020-21
Special Education Fund 27

Instruction (EC, Teachers, Speech, Aides, Health)	\$	363,938
Support Services (Psych, OT, PT, Coordinator, Guidance)	\$	133,109
Misc. (Medicare Recoupment, Shared Services)	\$	47,215
Total Fund 27 Expenditures	\$	544,262

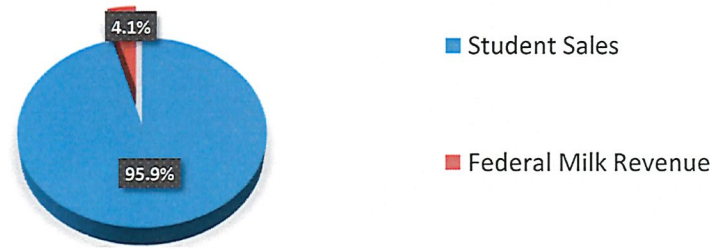
Richmond School District 2020-21 Budgeted
Special Ed Fund Expenditures



2020-21
Food Service Fund 50

Transfer from Fund 10	\$	-
Adult Sales	\$	-
Student Sales	\$	139,931
Federal Milk Revenue	\$	6,000
Total Fund 50 Revenues	\$	145,931

Richmond School District 2020-21
Budgeted Food Service Fund Revenue Sources



2020-21
Food Service Fund 50

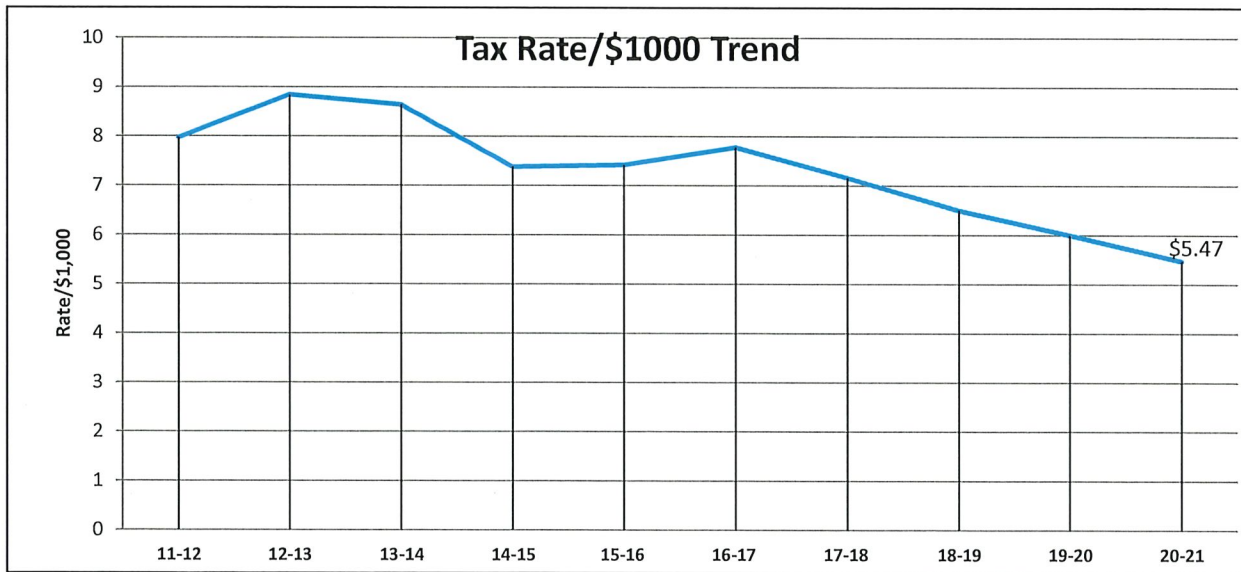
Salaries & Benefits	\$	71,820
Food Expense	\$	66,000
Supplies & Fees & Maintenance	\$	8,111
Total Fund 50 Expenditures	\$	145,931

Richmond School District 2020-21 Budgeted
Food Service Fund Expenditures

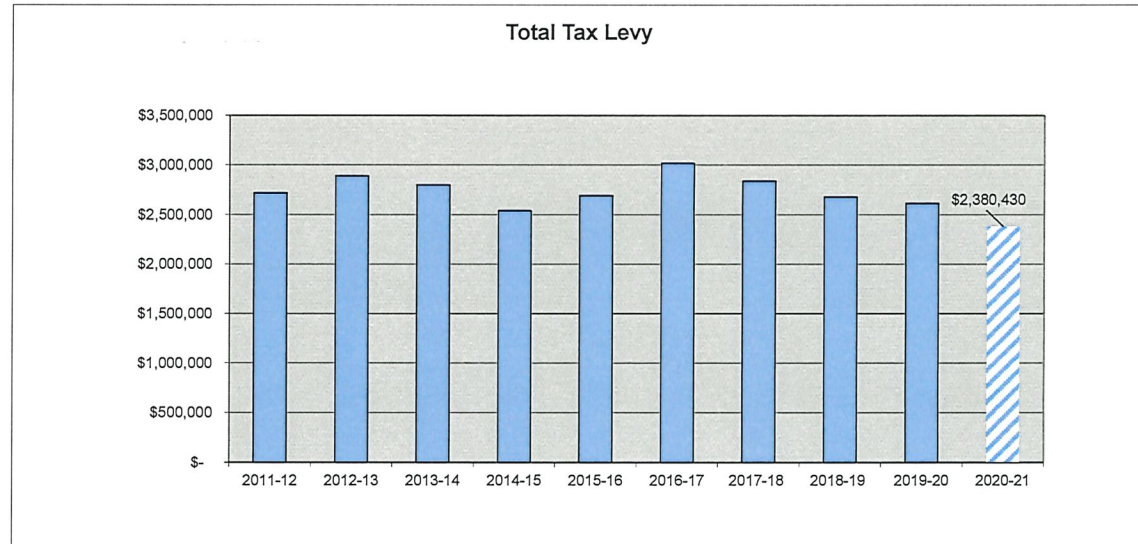


RICHMOND SCHOOL DISTRICT TAX LEVY RATES

Year	Rate/1,000	% change
00-01	10.38	-3.4%
01-02	10.04	-3.3%
02-03	9.34	-7.0%
03-04	9.16	-1.9%
04-05	8.87	-3.2%
05-06	7.12	-19.7%
06-07	6.85	-3.8%
07-08	7.31	6.7%
08-09	7.11	-2.7%
09-10	7.75	9.0%
10-11	7.82	0.9%
11-12	7.97	1.9%
12-13	8.84	10.9%
13-14	8.64	-2.3%
14-15	7.38	-14.6%
15-16	7.42	0.5%
16-17	7.78	4.9%
17-18	7.16	-8.7%
18-19	6.50	-10.2%
19-20	6.00	-8.3%
20-21	5.47	-9.7%



Year	Total Tax Levy
2011-12	\$ 2,715,920
2012-13	\$ 2,888,177
2013-14	\$ 2,799,531
2014-15	\$ 2,538,580
2015-16	\$ 2,692,970
2016-17	\$ 3,018,302
2017-18	\$ 2,838,028
2018-19	\$ 2,678,946
2019-20	\$ 2,613,222
2020-21	\$ 2,380,430



Year	Equalized Values
2011-12	\$ 340,805,176
2012-13	\$ 326,641,442
2013-14	\$ 323,890,512
2014-15	\$ 343,767,139
2015-16	\$ 363,023,180
2016-17	\$ 387,960,665
2017-18	\$ 396,304,409
2018-19	\$ 412,379,045
2019-20	\$ 435,400,018
2020-21	\$ 435,423,192

